



# The Impact of the Federal Government on Urban and Rural School Districts

Dr. Cheryl Thomas  
September 2011




# Definitions

- “The new classification system has four major local categories—city, suburban, town, and rural —each of which is subdivided into three subcategories. Cities and suburbs are subdivided into the categories small, midsize, or large; towns and rural areas are subdivided by their proximity to an urbanized area into the categories fringe, distant, or remote. These twelve categories are based on several key concepts that Census uses to define an area's urbanicity: principal city, urbanized area, and urban cluster. Rural areas are designated by census as those areas that do not lie inside an urbanized area or urban cluster. The National Center for Educational Statistics (NCES) has classified all schools into one of these twelve categories based on schools' actual addresses and their corresponding coordinates of latitude and longitude.”


- 2000 Office of Management and Budget (OMB)

# + United States Department of Education



- Created in 1867
  - Purpose: to collect information on schools and teaching that would help the states establish effective school systems (ed.gov)
- Evolution:
  - 1890 Administered support for land-grant colleges and universities
  - 1917 Vocational education for high school students
  - 1941 Paid districts affected by the presence of military
  - 1944 “GI Bill” sent WWII veterans to college
  - 1958 National Defense Education Act to promote science and technology – support college loans
  - 1964 Title VI aid


# + United States Department of Education



## ■ Evolution (continued):

- 1965 Elementary and Secondary Education Act (ESEA), **Title I aid for disadvantaged children (poor urban and rural areas)**, financial aid for needy college students
- 1972 Title IX
- 1973 Section 504
- 2001 No Child Left Behind Act: *“to close the achievement gap with accountability, flexibility, and choice, so that no child is left behind.”*
  - *Increased federal funding for education from \$42.2 billion to \$54.4 billion by 2007*
  - *NCLB funding increased 40.4% over six years, with a major emphasis on reading programs*
- 2007 NCLB funding and Title I funding reduced

# + United States Department of Education



## SHIFT

- **from a repository of information to an enforcing agency**
- **from local control to federal mandates**


1867

Purpose: to *collect information* on schools and teaching that would help the states establish effective school systems (ed.gov)

2011

Purpose: to promote student achievement and preparation for global competitiveness by fostering educational excellence and *ensuring* equal access (ed.gov)


# + Essential Questions



- Is the US Department of Education succeeding in its effort to ensure equal access for children in urban, suburban, and rural schools?
- Has the US Department of Education fostered excellence in education equally in urban, suburban, and rural schools?



# Some Federal Laws Affecting Public Education



<b>Statute</b>	<b>Covers</b>
■ Age Discrimination in Employment Act	Employment discrimination on the basis of age
■ Equal Access Act	Speech and assembly Viewpoint discrimination
■ Family Educational Rights and Privacy Act (FERPA)	Confidentiality of student records
■ Individuals with Disabilities Education (IDEA)	Discrimination against students with disabilities Act
■ Sect. 504 of the Rehabilitation Act of 1973	Discrimination against disabled individuals
■ Title VII of the Civil Rights Act of 1964	Discrimination on the basis of race, color, religion, sex or national origin
■ Title IX of the Educational Amendments of 1972	Discrimination on the basis of gender



# + Federal Programs for Education

- IDEA
- McKinney-Vento Act (Homeless)
- No Child Left Behind (NCLB)
- Race to the Top (RTTT)

Address District Responsibilities


# + IDEA

## Expensive Mandates

- **Provide specially designed instruction, at no cost to parents or guardians, to meet the unique needs of a child with a disability. (NYS has 204 more regulations than required by federal law)**
- **Testing accommodations**
- **Develop an IEP for every classified student and review annually**
- **Provide special education certified teachers or consultants for classified students**
- **Extended to preschool**
- **Provide assistive technology, adaptive PE, related services**
- **Functional Behavioral Assessments (FBA) and Behavioral Intervention Plans (BIP)**
- **Transportation and tuition for out-of-district placements**

# + McKinney Vento Expensive Mandates

- School districts must maintain enrollment for students who are in homeless situations in their school of origin, unless it is against the wishes of the parents or guardians.
- Transport to school of origin upon request if outside the district
- Immediately enroll “homeless” in school
- Provide free lunch



# + No Child Left Behind Expensive Mandates

- All students must meet proficiency standards by 2014 as measured by standardized tests
- Provide Academic Intervention Services to students
- All teachers must be highly qualified
- Poorly-performing schools (placed on a “School Improvement” list and receiving federal dollars for low-income students) are required to notify parents of their option to transfer their children to a higher-performing school.
- Requires school improvement be implemented using "scientific-based research" methods in the classroom, parent programs, and teacher development courses.
- Emphasizes reading, writing and math

# + Race to the Top Expensive Mandates



- Use National Common core standards and assessments
- Improve teacher quality via an annual performance assessment that is based on student achievement and used to make hiring/firing decisions regardless of tenure
- Turn around low-performing schools – while continuing to raise the “passing rate” so that more schools fail.
- Implement a state data system to track all of the above
- Increase the number of Charter Schools
- Implement Network Teams and Inquiry Teams




What is the  
Rural/Urban Capacity  
to Fund These  
Mandates?





# Funding Sources – Federal Grants



## **NCLB** No Child Left Behind

- Title I
- Title IIA
- Title III
- Title VI

## **IDEA** Individuals with Disabilities Education Act

- 611
- 619

## **ARRA** American Recovery and Reinvestment Act of 2009

- Title I (phased out 2009-10)
- 611 (phased out 2010-11)
- 619 (phased out 2010-11)
- Jobs (phased out 2011-12)

## **RTTT** Race to the Top

- RTTT

## **McKinney-Vento** Homeless

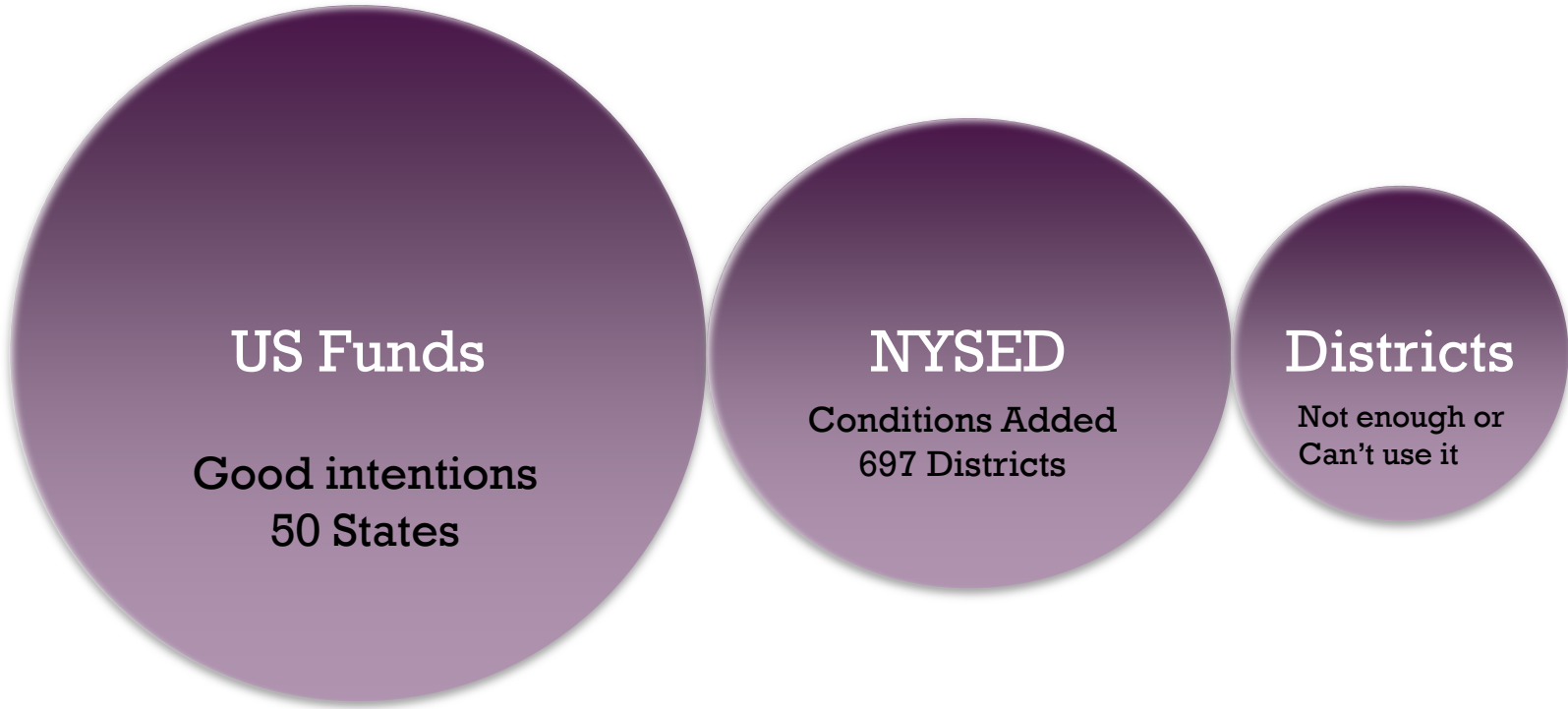
- Title I

Amounts determined on a per pupil basis – using outdated data


Eligibility conditional – ex. Title VI, Title III

Use is specific – not at the discretion of the school districts

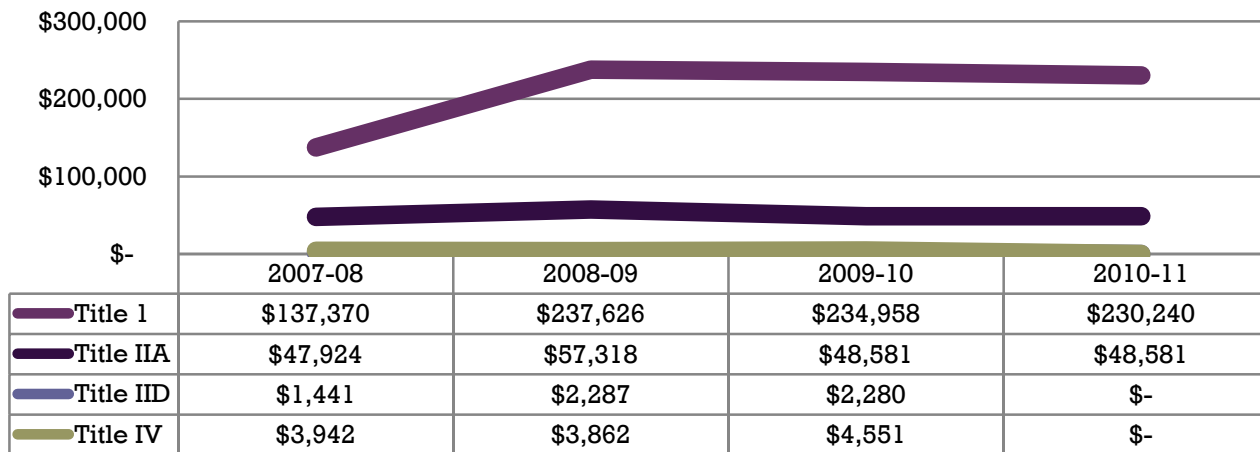
# + Ideology vs Reality



# + Federal Funding Trends



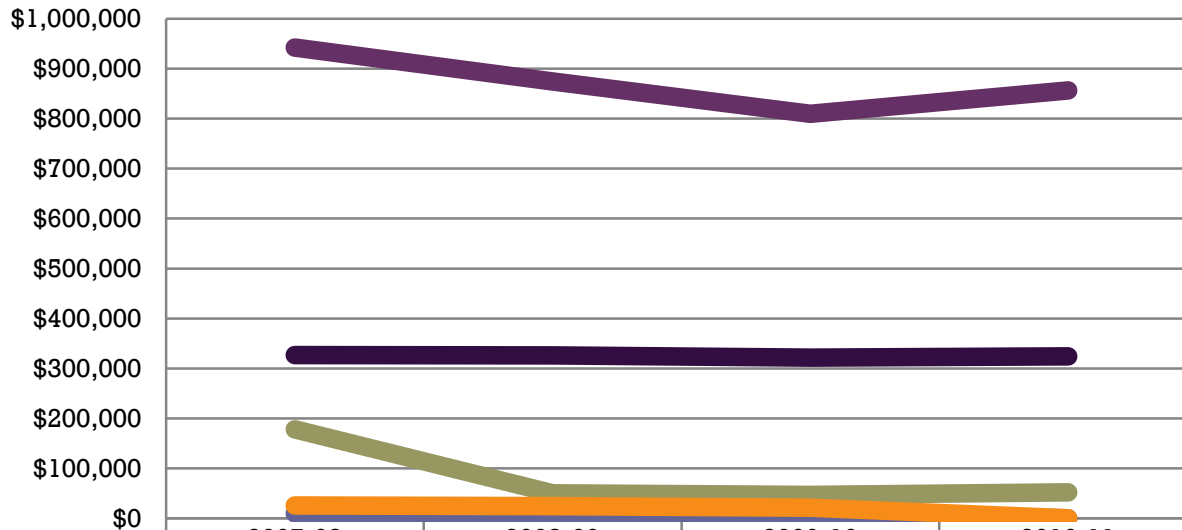
## Federal Grants - Sample Rural School



# + Federal Funding Trends




## Federal Grants - Sample Urban School

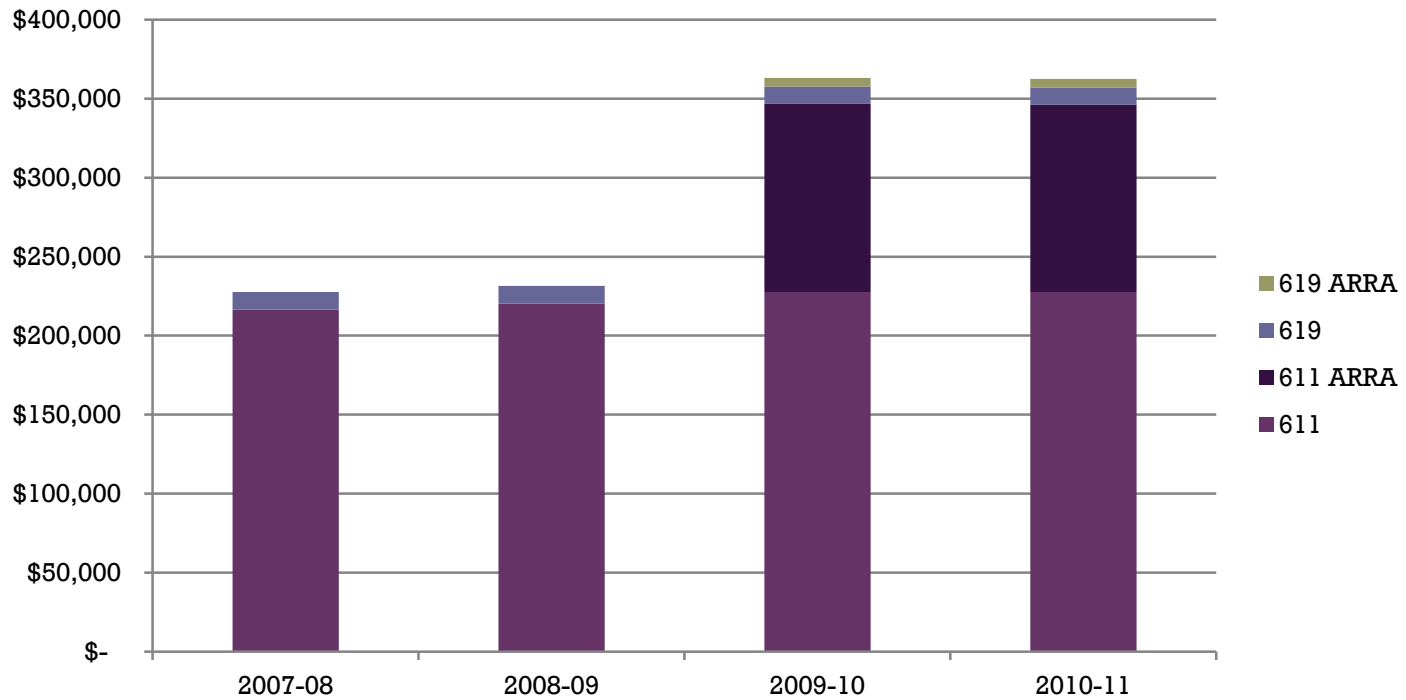


	2007-08	2008-09	2009-10	2010-11
Title I	\$942,014	\$874,458	\$809,471	\$856,262
Title IIA	\$326,472	\$326,156	\$321,390	\$323,963
Title IID	\$9,719	\$8,178	\$7,825	\$0
Title III	\$178,215	\$49,764	\$46,681	\$52,191
Title IV	\$25,644	\$24,376	\$21,547	\$0

# + Federal Funding Trends



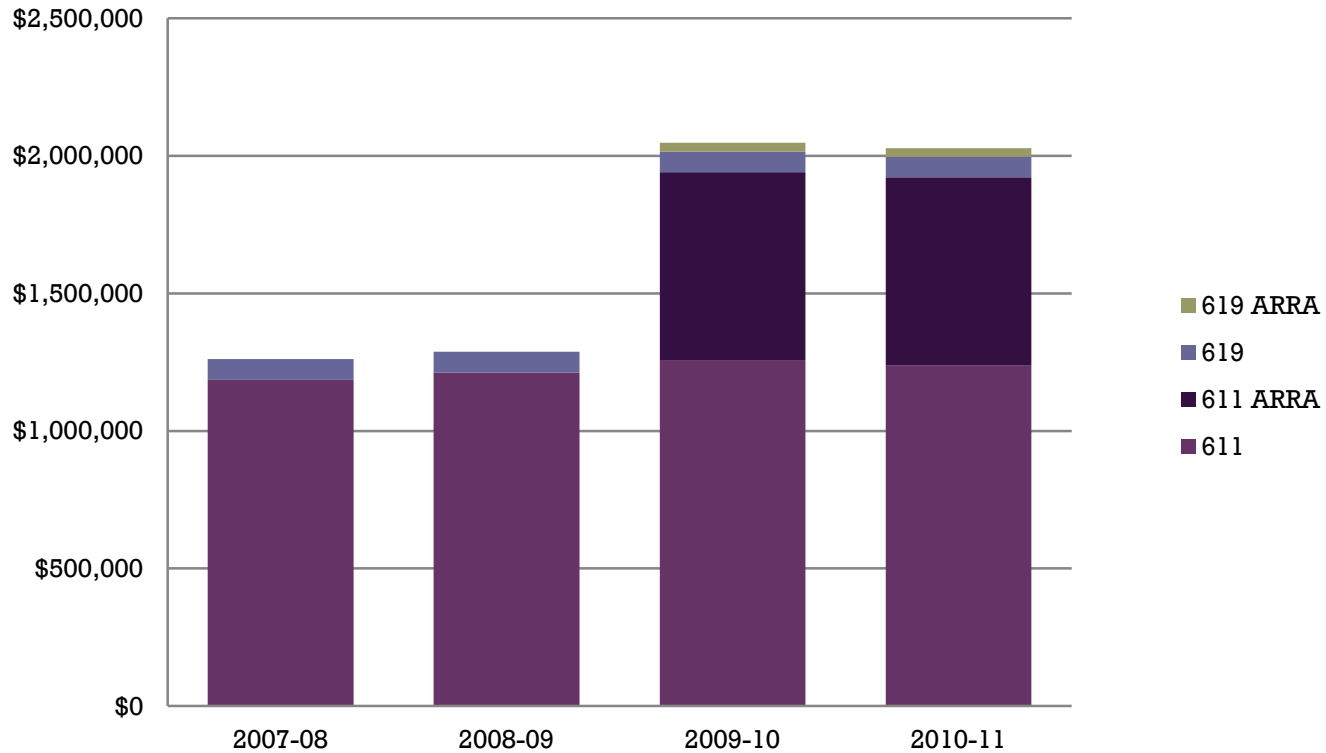
## IDEA Grants - Sample Rural School




# + Federal Funding Trends



## IDEA Grants - Sample Urban School



# + Urban – Rural Comparison



## ■ Differences

- Cultural diversity
- ELL Population
- Resources – businesses, higher education
- Attendance Rates
- Class sizes
- School choice
- Availability of internet
- Number of voters


## ■ Similarities

- Poverty
- Reading Readiness
- Special Education issues

We promote differentiation in the classroom but don't practice it in educational funding.

# + Examples

- ELL Programs
  - Funding based per pupil
  - Requirements the same even if district has 1 pupil
- NCLB
  - Grants have specific uses – not at District’s discretion or based upon actual District need
  - Title I – school wide vs targeted
- Race to the Top
  - Funding based per pupil
  - Must hire/designate 3 person team with specific areas of expertise
  - Funding to train veteran administrators to observe teachers
  - Charter School Expansion



# + Example 1: Race to the Top Funding

	<b>Network Teams</b>	<b>APPR</b>	<b>TOTAL</b>
	Hire 3 full time experts in curriculum, data analysis, and instruction	Development/Training for APPR using a state approved rubric; Inquiry Teams	
Rural	\$ 40,933	\$13,644	\$ 54,577
Urban	\$152,600	\$50,866	\$203,466

Same expectations – different abilities

# + Example 2: Impact of Charter Schools

	<b>Cost per Regular Ed pupil</b>	<b>Cost per Special Ed pupil</b>	<b>Total Cost 2011-12</b>	<b>Percent of budget</b>	<b>Tax levy Increase to fund</b>
Urban	\$12,670	\$19,632	\$933,126	.9%	1.34%
Rural	\$ 9,830	\$15,232	\$124,335	.8%	2.76%

Same expectations – different abilities

# + Playing with Statistics:

How a smaller % cut can mean a greater \$ cut

<b>District A: High Wealth</b>	<b>District B: Average Wealth</b>	<b>District C: Low Wealth</b>	<b>District D: High Needs</b>
Annual Budget: \$20 Million	Annual Budget: \$20 Million	Annual Budget: \$20 Million	Annual Budget: \$20 Million
10% State/ 90% Local Funding \$2 Million State Aid	25% State/ 75% Local Funding \$5 Million State Aid	50% State/ 50% Local Funding \$10 Million State Aid	75% State/ 25% Local Funding \$15 Million State Aid
Impact of Sliding Scale Cuts: 13% of Aid = \$260,200	Impact of Sliding Scale Cuts: 10.5% of Aid = \$525,000	Impact of Sliding Scale Cuts: 7.3% of Aid = \$730,000	Impact of Sliding Scale Cuts: 4% of Aid = \$600,000
New state/local funding \$1.7 million state \$18.3 million local	New state/local funding \$4.5 million state \$15.5 million local	New state/local funding \$9.3 million state \$10.7 million local	New state/local funding \$14.4 million state \$5.6 million local
Aid cut as % of budget: -\$260,200 = 1.3% of budget	Aid cut as % of budget: -\$525,000 = 2.6% of budget	Aid cut as % of budget: -\$730,000 = 3.7% of budget	Aid cut as % of budget: -\$600,000 = 3% of budget
LOCAL TAX INCREASE: 1.4%	LOCAL TAX INCREASE: 3.5%	LOCAL TAX INCREASE: 7.3%	LOCAL TAX INCREASE: 12%


# + Playing with Statistics: Accountability

- Raising “passing” bar so schools (i.e. children) fail
- Schools that fall short are subject to being shut down, turned over to outside groups, or forced to replace their staffs





# Recent Proposal




- Waive the 2014 deadline for all students to be proficient in math and ELA
- States can set their own student achievement goals
- States can design their own interventions for failing schools

## IN EXCHANGE FOR:

- States required to adopt college/career ready standards
- States required to focus on 15% of lowest performing schools
- States required to create guidelines for APPR based on student performance
- States “encouraged” to expand the number of Charter Schools



# Impact on Rural and Urban Schools



- Still student performance based, regardless of home-life, culture, first-language, student ability
- Rural and urban are likely to be in the lowest 15% because of the above
- Difficult to attract and retrain teachers, who will be labeled successes or failures based on their students' achievement
- Students become valued only for their ability to achieve in ELA and Math, not for who they are and what they can contribute to society



# + Looking Through the Crystal Ball



- Urban and Rural Schools will “fail” academically
    - Urban and Rural Schools will fail financially
- UNLESS...



# Moving Forward



- Mandate Relief – let districts create their own individualized plans that actually work for their students
- Realistic expectations for student achievement – stop playing with statistics
- Require states to update data on which funding is based
- Require states to revise funding formulas for aid in a way that is equitable and fair
- Realistic expectations for school choice or separate funding
- Support education and educators



Thank you